

Project 1 – Last Name(s)

4 Chords

4 Chords

The goal of this project is to remove the anxiety around writing music. You are being provided **four chords** that will sound good together in any order you choose to combine them. Everyone will use the same 4 chords. The chord order, instrument sounds, tempo, rhythmic patterns, etc. are up to you.

4 Chords

Assignment

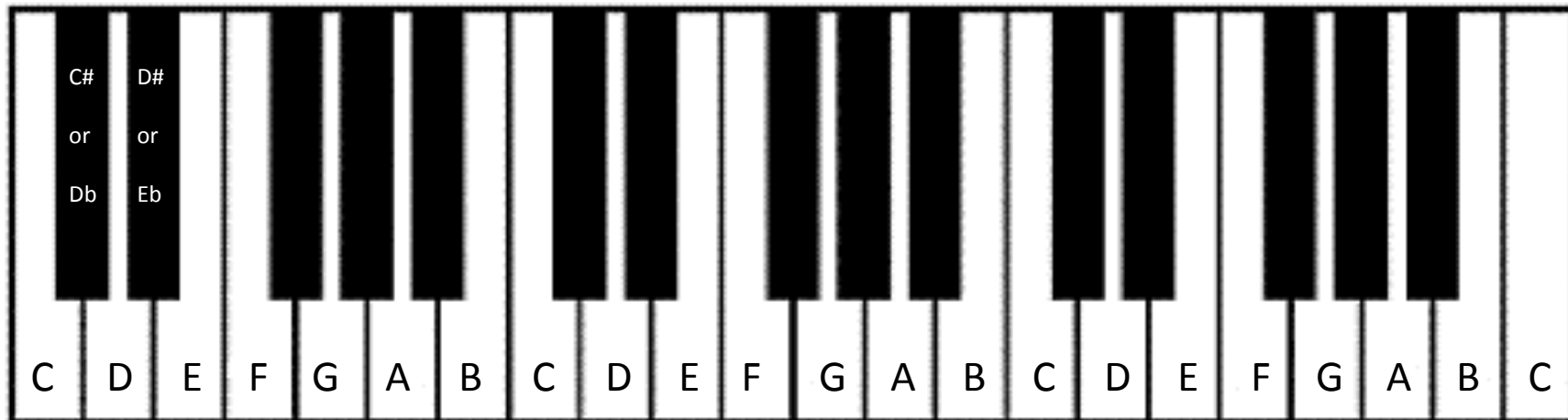
Write a song using these 4 chords. You can choose any genre and any sounds/instruments. Requirements:

- Use all **4 chords** in any pattern progression (order)
- Have a **bass** part that follows the chord progression
- Have a **2-measure drum pattern** – either programmed on Xpand or on Boom. If you use Boom, you will need to draw in a pattern chain to get 2-measures.
- **2 more sounds/instruments**

Total of **4 sounds/instruments plus drums**

The final song should be at least **2 minutes long** (can be a duplicated pattern)

A **chord** is a combination of musical notes played together. When talking about musical chords, it's helpful to know the notes on a piano.

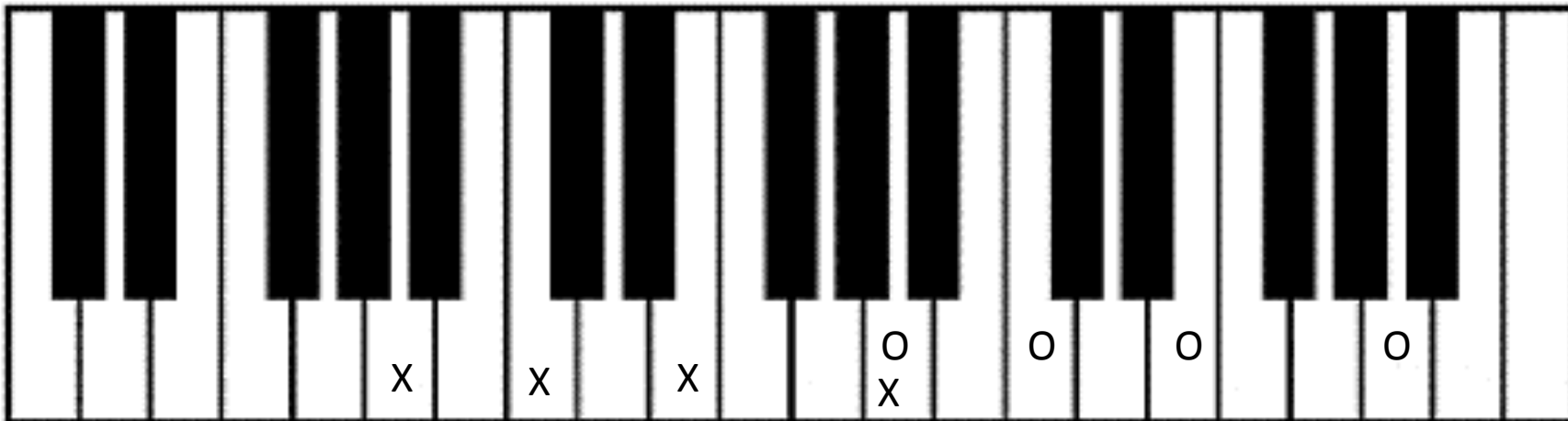


- Musical notes go from A to G (no H, I,...Z)
- The black keys are “in between” notes are called **sharp (#)** or **flat (b)**. There is no sharp or flat note between E & F.
- An **octave** is the distance of **12 chromatic** steps (including sharps/flats) or **7 diatonic steps** (just the white keys): C to C or A to A, etc.
- On a piano, you can see the repetitive pattern of black notes and white notes.

Here are the **4 chords** for this project. "X" marks the notes that are played together. In this example, the X's and O's indicate the same chord. The X's are just an octave lower.

The lowest and highest notes in these chords are the same, just an octave apart.

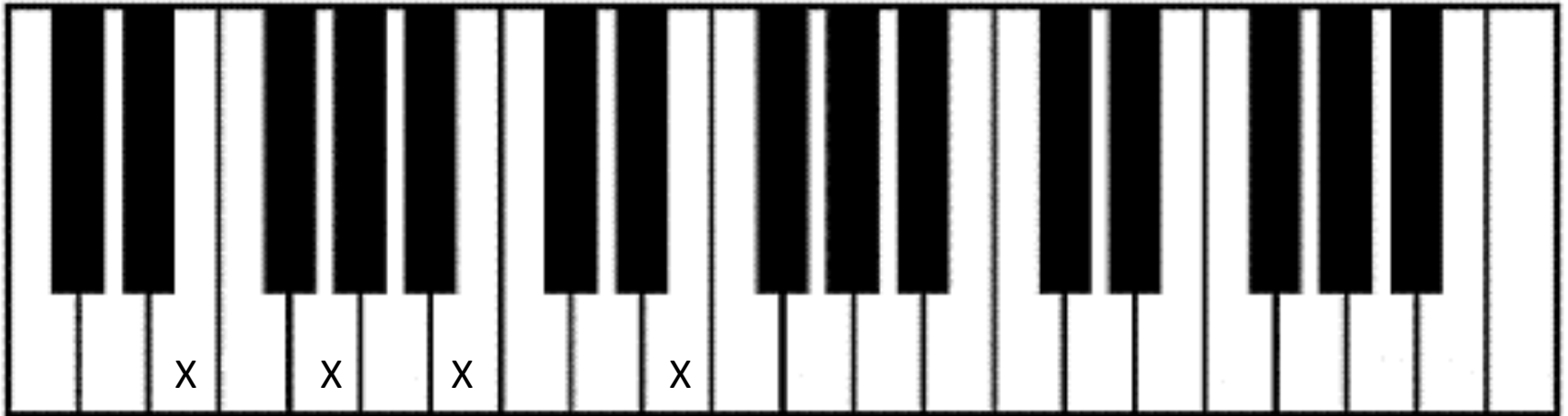
A minor



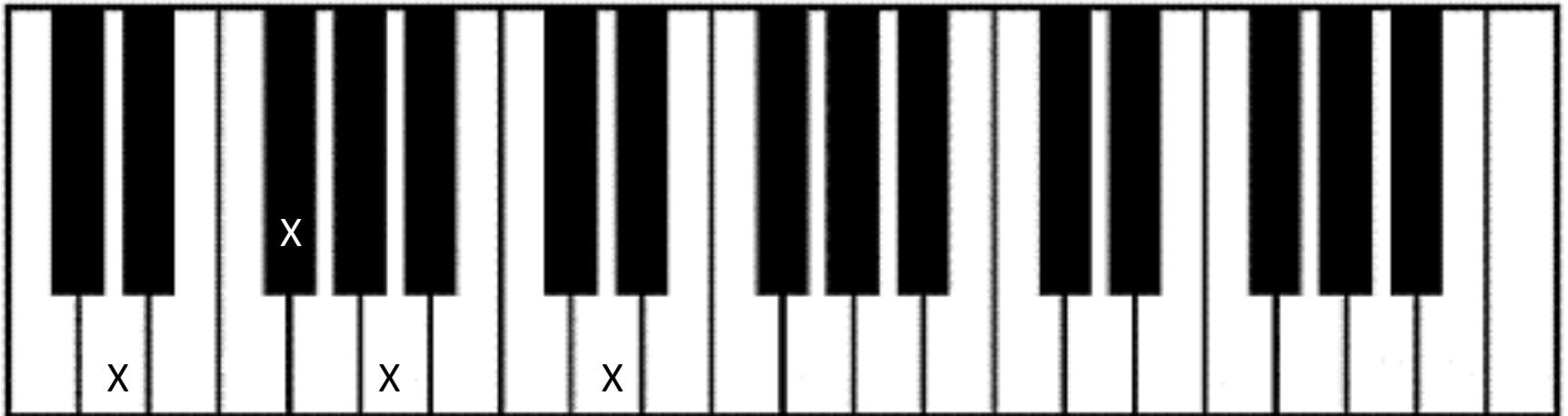
C



E minor





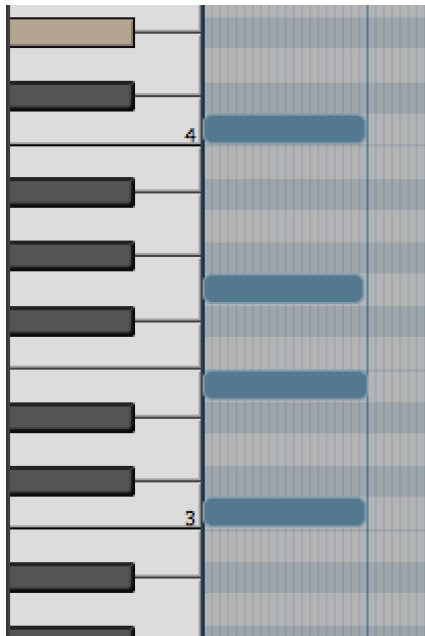
D



4 Chords

You can choose to play these chords in many different ways. You can even just draw them into the **MIDI Editor Window**.

This is the same **C chord** played as a chord sustained for 1-measure, an arpeggio, and a reggae-type pattern



4 Chords

Bass

For any chord, the lowest note is called the “**Root**” note. A **bass** will almost always hit the root note on the **downbeat**. It can then play other notes – any note within the chord is a safe bet.

As long as you hit the right notes, the pattern possibilities are endless. The following show some bass patterns – the first, playing all the notes in the chord and the others playing just the root note in 1/4 and 1/8 note rhythmic patterns.

